

IRISNDT

Pulsed Eddy Current (PEC)

Corrosion Under Insulation (CUI) And Fireproofing (CUF)

PULSED EDDY CURRENT (PEC) INSPECTION

IRISNDT uses state-of-the-art high-performance Pulsed Eddy Current (PEC) systems to inspect for corrosion under insulation (CUI). We use this fast and cost effective electromagnetic inspection technique (along with guided wave testing, real time radiography and digital radiography) for honing in on CUI suspect areas without stripping insulation. Our portable high-performance fast data acquisition PEC system has dynamic scanning modes and real-time C-scan imaging. The grid maps obtained facilitate data presentation and long cables give us flexibility during our set-up.

IRISNDT APPLIES PEC TO

- Identify CUI on piping ($\geq 2''$ diameter), vessel and tanks
- Inspect sphere legs above concrete fireproofing
- Inspect vessel skirts above concrete fireproofing
- Inspect I-beams, piping above concrete fireproofing
- Inspect underneath corrosion scale to determine remaining thickness

FEATURES

- Serves to test carbon steel of thickness values up to 1.5"
- Serves to test at temperatures from -238°F to 932°F
- Serves to test through up to 6" thick insulation (liftoff)
- Serves to inspect piping of diameter greater than 2"
- Acquires data at up to 15 points/second
- Performs dynamic scans at up to 3"/second
- Develops instant grid mapping in less than 1 second
- Is a volumetric technique (covers ID and OD)
- Has a sizing accuracy of $\pm 10\%$ when defects are larger than the probe footprint (check limitation section)
- Can be used with the following weather jackets: stainless steel up to 0.06"; aluminum up to 0.04"; galvanized steel up to 0.02"

INSPECTION PREPARATION

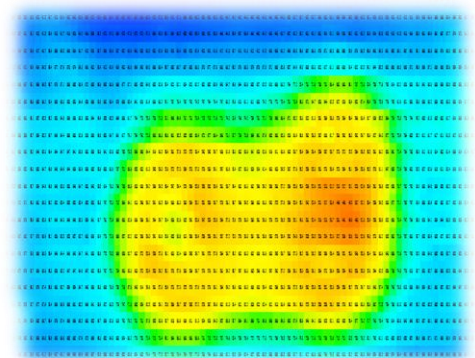
- Access to the inspection location if rope access cannot be utilized

LIMITATIONS

- Can only be used to inspect carbon steel material
- The detection sensitivity is dependent on the footprint of the probe (liftoff / insulation thickness) and the thickness of the material (isolated pitting can be difficult to detect)
- Cannot differentiate between internal or external defects
- Variation in measurements when close to edges (i.e. nozzles, flanges or the end of structure)
- Scanning speed depends upon the thickness of the material



Pulsed Eddy Current system at work



PEC C Scan representation of 6", 0.28" thick pipe



6" line representing the PEC C Scan Above

4649 S Sam Houston Parkway E
Houston, TX 77048
Ph: (713) 722-7177
Fax: (713) 722-7677

Houston, TX (713) 722-7177
Beaumont, TX (409) 727-2400
Corpus Christi, TX (361) 888-4700
Deer Park, TX (281) 476-4444
Texas City, TX (405) 945-2662
Bismarck, ND (701) 805-0222

Tulsa, OK (918) 446-8773
Benicia, CA (707) 590-9011
Stanton, CA (714) 861-4058
North Salt Lake, UT (385) 218-4777
Denver, CO (303) 289-5253
El Dorado, KS (316) 452-5440
Canada (780) 437-2022

Claremore, OK (918) 343-1420
Hammond, IN (219) 923-6501
New Orleans, LA (504) 328-0070
Westlake, LA (337) 476-3132
Mobile, AL (251) 660-0024
Robinson, IL (618) 421-4655
United Kingdom +44 1469 575728

IRIS NDT

Pulsed Eddy Current (PEC)

Corrosion Under Insulation (CUI) And Fireproofing (CUF)

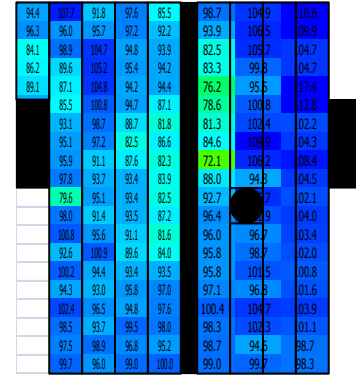
PULSED EDDY CURRENT – HOW INSPECTIONS ARE OPTIMIZED BASED ON THE PROBE FOOTPRINT

Pec Probe Footprint

The footprint (FP) of a probe is used to determine the best grid resolution for proper detection. FP is defined as the full width at half maximum (FWHM) of the response detected by the probe. With this a 50% signal overlap is used between each point on the grid map.


Calculating the Pec Probe Footprint

The table below shows the PEC Probe footprint of probes PEC-025, PEC-089 and PE-152 versus insulation thickness. For example, a 1.5” insulated pipe will have a 3.42” footprint when using PEC-089 probe.



PEC C Scan representation of 0.625” thick vessel with 1.5” insulation

		INSULATION / COATING THICKNESS (LIFTOFF)													
		0.0mm	6.4mm	12.7mm	19.1mm	25.4mm	38.1mm	50.8mm	63.5mm	76.2mm	88.9mm	101.6mm	127.0mm	152.4mm	
		0.00in	0.25in	0.50in	0.75in	1.00in	1.50in	2.00in	2.50in	3.00in	3.50in	4.00in	5.00in	6.00in	
FOOTPRINT	PEC-025	mm	35.0	39.2	43.3	47.4	51.5	-	-	-	-	-	-	-	
		in	1.38	1.54	1.70	1.87	2.03	-	-	-	-	-	-	-	
	PEC-089	mm	62.0	66.2	70.3	74.4	78.5	86.8	95.0	103.3	111.5	119.8	-	-	-
		in	2.44	2.61	2.77	2.93	3.09	3.42	3.74	4.07	4.39	4.72	-	-	-
	PEC-152	mm	100.0	104.2	108.3	112.4	116.5	124.8	133.0	141.3	149.5	157.8	166.0	182.6	199.1
		in	3.94	4.10	4.26	4.43	4.59	4.91	5.24	5.56	5.89	6.21	6.54	7.19	7.84



Follow-up results of the vessel

Calculating the Size of Detectable Flaws with PEC

The table below lists the minimum defect depth detectable by comparing the footprint with the percentage of defect depth and with the defect size. For example, one can detect a 40% deep defect occupying a ~2.2” surface with a probe with a 3.42” footprint.

Minimum Defect Diameters at Specific Depths According to the Probe’s Footprint

		Minimum Defect Depth												
		10%		20%		30%		40%		50%		60%		
FOOTPRINT	mm	in	mm	in	mm	in	mm	in	mm	in	mm	in		
	40	1.6	49	1.9	35	1.4	28	1.1	24	1.0	22	0.9	20	0.8
	50	2.0	61	2.4	43	1.7	35	1.4	31	1.2	27	1.1	25	1.0
	60	2.4	73	2.9	52	2.0	42	1.7	37	1.4	33	1.3	30	1.2
	70	2.8	86	3.4	61	2.4	49	1.9	43	1.7	38	1.5	35	1.4
	80	3.1	98	3.9	69	2.7	57	2.2	49	1.9	44	1.7	40	1.6
	90	3.5	110	4.3	78	3.1	64	2.5	55	2.2	49	1.9	45	1.8
	100	3.9	122	4.8	87	3.4	71	2.8	61	2.4	55	2.2	50	2.0
	110	4.3	135	5.3	95	3.8	78	3.1	67	2.7	60	2.4	55	2.2
	120	4.7	147	5.8	104	4.1	85	3.3	73	2.9	66	2.6	60	2.4
	130	5.1	159	6.3	113	4.4	92	3.6	80	3.1	71	2.8	65	2.6
	140	5.5	171	6.8	121	4.8	99	3.9	86	3.4	77	3.0	70	2.8
	150	5.9	184	7.2	130	5.1	106	4.2	92	3.6	82	3.2	75	3.0
	160	6.3	196	7.7	139	5.5	113	4.5	98	3.9	88	3.5	80	3.1
	170	6.7	208	8.2	147	5.8	120	4.7	104	4.1	93	3.7	85	3.3
	180	7.1	220	8.7	156	6.1	127	5.0	110	4.3	99	3.9	90	3.5
190	7.5	233	9.2	165	6.5	134	5.3	116	4.6	104	4.1	95	3.7	
200	7.9	245	9.6	173	6.8	141	5.6	122	4.8	110	4.3	100	3.9	

4649 S Sam Houston Parkway E
Houston, TX 77048
Ph: (713) 722-7177
Fax: (713) 722-7677

Houston, TX
Beaumont, TX
Corpus Christi, TX
Deer Park, TX
Texas City, TX
Bismarck, ND

(713) 722-7177
(409) 727-2400
(361) 888-4700
(281) 476-4444
(405) 945-2662
(701) 805-0222

Tulsa, OK
Benicia, CA
Stanton, CA
North Salt Lake, UT
Denver, CO
El Dorado, KS
Canada

(918) 446-8773
(707) 590-9011
(714) 861-4058
(385) 218-4777
(303) 289-5253
(316) 452-5440
(780) 437-2022

Claremore, OK
Hammond, IN
New Orleans, LA
Westlake, LA
Mobile, AL
Robinson, IL
United Kingdom

(918) 343-1420
(219) 923-6501
(504) 328-0070
(337) 476-3132
(251) 660-0024
(618) 421-4655
+44 1469 575728